

PRZ-5500 Assembly Instructions

1



2



3



4



5



6




7




8




9



10




11



12



13



14




15



16



17



18



19

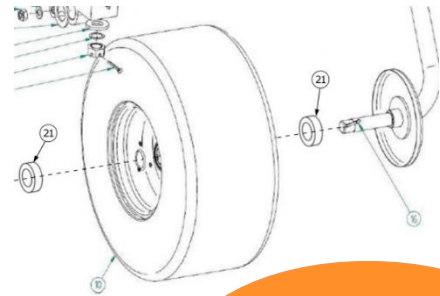


20



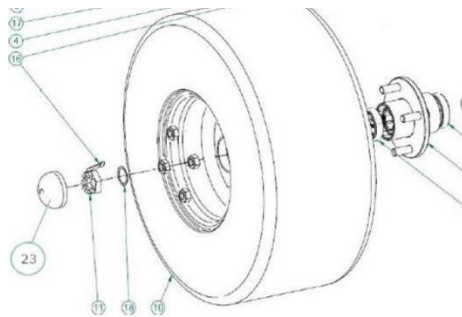


**Important:
Tire Assembly instructions.**



Outside tires with spindles

Hub Covers on the inside of outer and inner baskets to protect spindles




Inside tires with High-Speed Hubs


21




22



23



24



25



26




27



28



27



28



29



30



31



32




33

34





37

38




39


40




41



42



43




44




45




46




49



50



51



52




53



54



55



56



57




58




59



60



61



62



63



64



65



66



67



68

